ENERGY UPGRADES
AT
MILTON HIGH SCHOOL
5445 STEWART ST.
MILTON, FL 32570

FOR THE
SCHOOL BOARD OF SANTA ROSA COUNTY

PHASE I
SCHEMATIC DESIGN

OWNER CONTACTS:	ARCHITECT:			
Santa Rosa County School Board Santa Rosa County, FL Phone: 850-983-5123 Fax: 850-983-5115 Joseph B. Harrell Administrative Superintendent for Administrative Services Email: Harrelj@mail.santarosa.k12.fl.us	DAG Architects, Inc. 40 South Palafox Place, Suite 201 Pensacola, Florida 32502 Phone: 850-429-9004 Fax: 850-429-9005 PIC: Dave Luttrell, AIA PM: Owen Gipson, AIA Email: ogipson@dagarchitects.com			
ELECTRICAL:	**TELECOMMUNICATIONS:**	**CIVIL & SURVEYING:**		
Schmidt Consulting Group, Inc. 40 S. Palafox Place, Suite 300 Pensacola, FL 32502 Phone: 850-438-0050 Fax: 850-432-8631 Todd Nicholson, PE Email: toddn@schmidtconsulting group.com	Schmidt Consulting Group, Inc. 40 S. Palafox Place, Suite 300 Pensacola, FL 32502 Phone: 850-438-0050 Fax: 850-432-8631 Todd Nicholson, PE Email: toddn@schmidtconsulting group.com	Jehle-Halstead, Inc. 5414 Highway 90 Milton, FL 32571 Phone: 850-994-9503 Fax: 850-994-9504 Patrick Jehle, Jr. E.I. Email: pjehle@jehle-halstead.com		

A1 — Project Teams and Discipline Allocation
SCALE: NTS

PROJECT INDEX:

GENERAL:

A000 Set Cover Sheet - Project Stats, Sheet Index, Design Team.

ARCHITECTURAL SHEETS:

A100 Overall Site Plan
D101 Demolition Plan
A101 Floor Plan

B4 — Project Sheet Index
SCALE: NTS

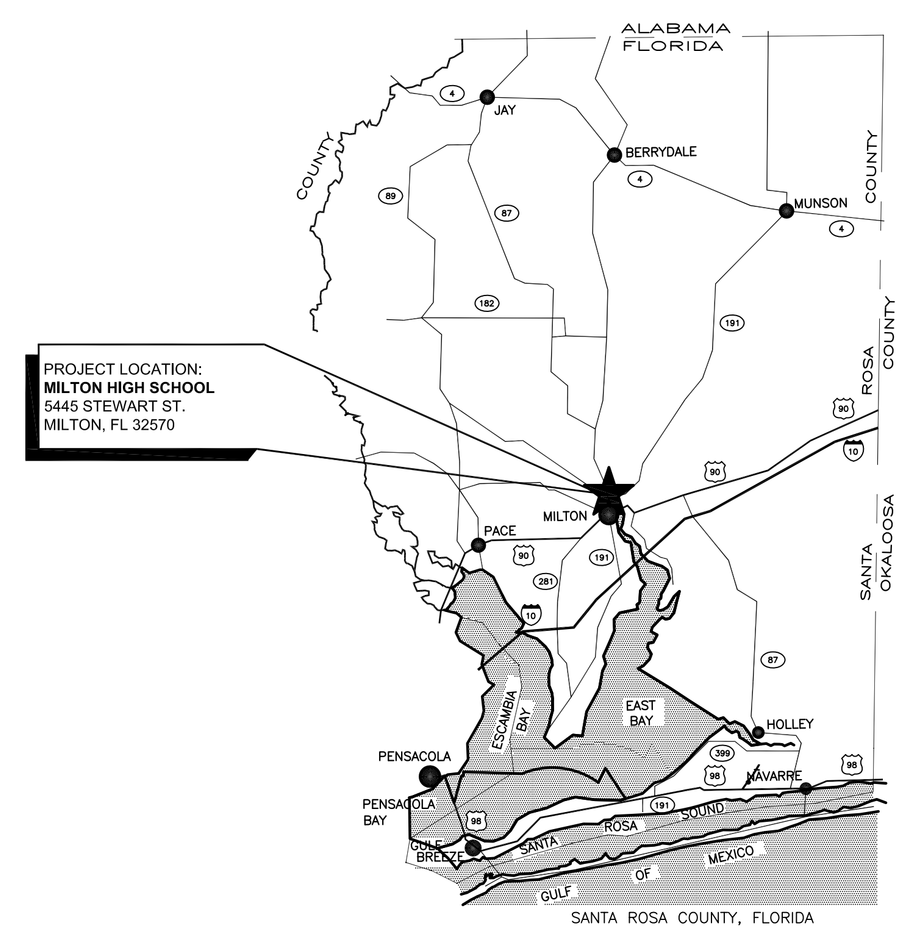

A4 — Vicinity Map
SCALE: NTS

DAG ARCHITECTS INC.
40 S. PALAFOX PLACE - STE 201
PENSACOLA, FL 32502
TELEPHONE: 850-429-9004 FAX: 850-429-9005
AA-C000745

OWNERSHIP OF INSTRUMENTS OF SERVICE.
ALL REPORTS, PLANS, SPECIFICATIONS, COMPUTER FILES, FIELD DATA, NOTES AND OTHER DOCUMENTS AND INSTRUMENTS PREPARED BY THE CONSULTANT AS INSTRUMENTS OF SERVICE SHALL REMAIN THE PROPERTY OF THE CONSULTANT. THE CONSULTANT SHALL RETAIN ALL COMMON LAW, STATUTORY AND OTHER RESERVED RIGHTS, INCLUDING THE COPYRIGHT THERETO.

SCHEMATIC DESIGN (PHASE I)

Milton High School
Energy Upgrades
5445 Stewart St.
Milton, FL 32570

Revision

Date:	No.	Description:

Drawn By: SJT
Checked By: OEG

Date: 9-14-17

Project No.: 17043

Drawing Title:
Set Cover Sheet - Project Stats, Code Review, Sheet Index & Design Team

Drawing No.: A-000

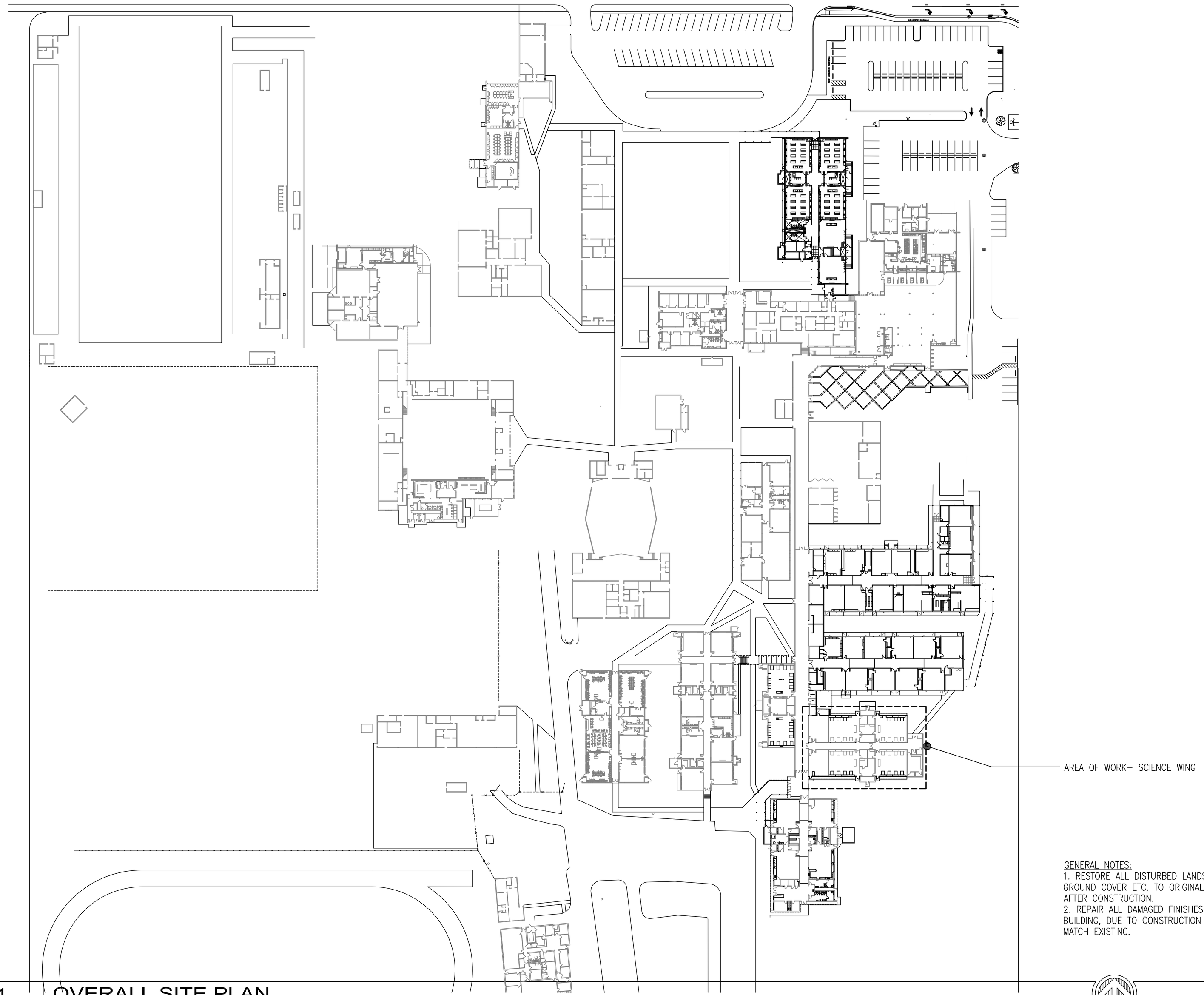

GENERAL NOTES:
1. RESTORE ALL DISTURBED LANDSCAPING, SOD, GROUND COVER ETC. TO ORIGINAL CONDITION AFTER CONSTRUCTION.
2. REPAIR ALL DAMAGED FINISHES IN EXISTING BUILDING, DUE TO CONSTRUCTION WORK, TO MATCH EXISTING.

A1 OVERALL SITE PLAN

SCALE: 1" = 60'

DAG ARCHITECTS INC.
40 S. PALAFOX PLACE - STE 201
PENSACOLA, FL 32502
TELEPHONE: 850-429-9004 FAX: 850-429-9005
AA-C000745

OWNERSHIP OF INSTRUMENTS OF SERVICE
ALL REPORTS, PLANS, SPECIFICATIONS, COMPUTER FILES, FIELD DATA, NOTES AND OTHER DOCUMENTS AND INSTRUMENTS PREPARED BY THE CONSULTANT AS INSTRUMENTS OF SERVICE SHALL REMAIN THE PROPERTY OF THE CONSULTANT. THE CONSULTANT SHALL RETAIN ALL COMMON LAW, STATUTORY AND OTHER RESERVED RIGHTS, INCLUDING THE COPYRIGHT THERETO.

SCHEMATIC DESIGN (PHASE I)

Milton High School Energy Upgrades

5445 Stewart St.
Milton, FL 32570

Revision

Date:	No.	Description:
-	-	-
-	-	-
-	-	-
-	-	-
-	-	-
-	-	-
-	-	-
-	-	-
-	-	-

Drawn By: SJT
Checked By: OEG

Date: 9-14-17

Project No.: 17043

Drawing Title:
CONSTRUCTION ACCESS SITE PLAN

Drawing No.: A100

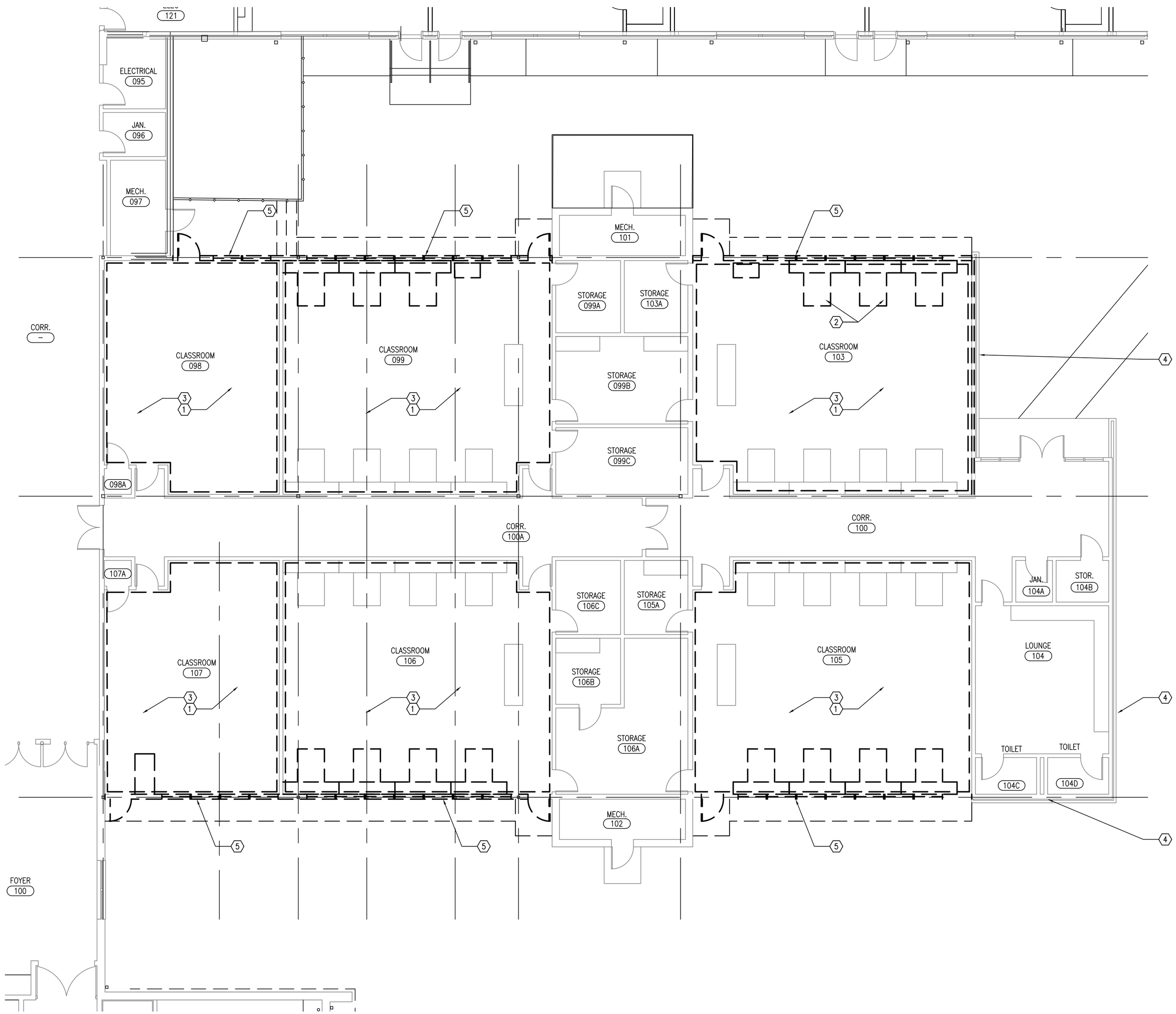

KEYNOTES:

1. DEMOLISH EXISTING CEILING, FLOORING, AND WALL BASE. PREP FOR NEW WORK, PROTECT WALLS TO REMAIN FROM DAMAGE.
2. DEMOLISH EXISTING CASEWORK ALONG WALL TO BE DEMOLISHED.
3. DEMOLISH EXISTING SUSPENDED ACOUSTICAL CEILING AND CEILING MOUNTED LIGHTING. SEE ELECTRICAL FOR MORE INFORMATION. REMOVE AND SALVAGE CEILING MOUNTED EQUIPMENT INCLUDING PROJECTORS AND SPEAKERS.
4. EXISTING MASONRY WALL TO REMAIN, PROTECT FROM DAMAGE
5. DEMOLISH EXISTING EXTERIOR WALLS, WINDOWS, AND DOORS TO LIMITS INDICATED. PROVIDE SHORING AS REQUIRED TO SUPPORT ROOF ABOVE. ROOFING AND ADJACENT WALLS TO REMAIN, PROTECT FROM DAMAGE. PROTECT EXISTING WALL MOUNTED ELECTRICAL AND DATA, TO BE REINSTALLED.

GENERAL NOTE: SEE CIVIL, ELECTRICAL, AND MECHANICAL FOR ADDITIONAL DEMOLITION WORK.

A1 DEMOLITION PLAN

SCALE: 1/8"=1'-0"

NORTH

DAG ARCHITECTS INC.
40 S. PALAFOX PLACE - STE 201
PENSACOLA, FL 32502
TELEPHONE: 850-429-9004 FAX: 850-429-9005
AA-C000745

OWNERSHIP OF INSTRUMENTS OF SERVICE
ALL REPORTS, PLANS, SPECIFICATIONS, COMPUTER FILES, FIELD DATA, NOTES AND OTHER DOCUMENTS AND INSTRUMENTS PREPARED BY THE CONSULTANT AS INSTRUMENTS OF SERVICE SHALL REMAIN THE PROPERTY OF THE CONSULTANT. THE CONSULTANT SHALL RETAIN ALL COMMON LAW, STATUTORY AND OTHER RESERVED RIGHTS, INCLUDING THE COPYRIGHT THERETO.

SCHEMATIC DESIGN (PHASE I)

Milton High School Energy Upgrades

5445 Stewart St.
Milton, FL 32570

Revision

Date:	No.	Description:
-	-	-
-	-	-
-	-	-
-	-	-
-	-	-
-	-	-
-	-	-
-	-	-
-	-	-

Drawn By: SJT
Checked By: OEG

Date: 9-14-17

Project No.: 17043

Drawing Title:
DEMOLITION PLAN

Drawing No.: D101

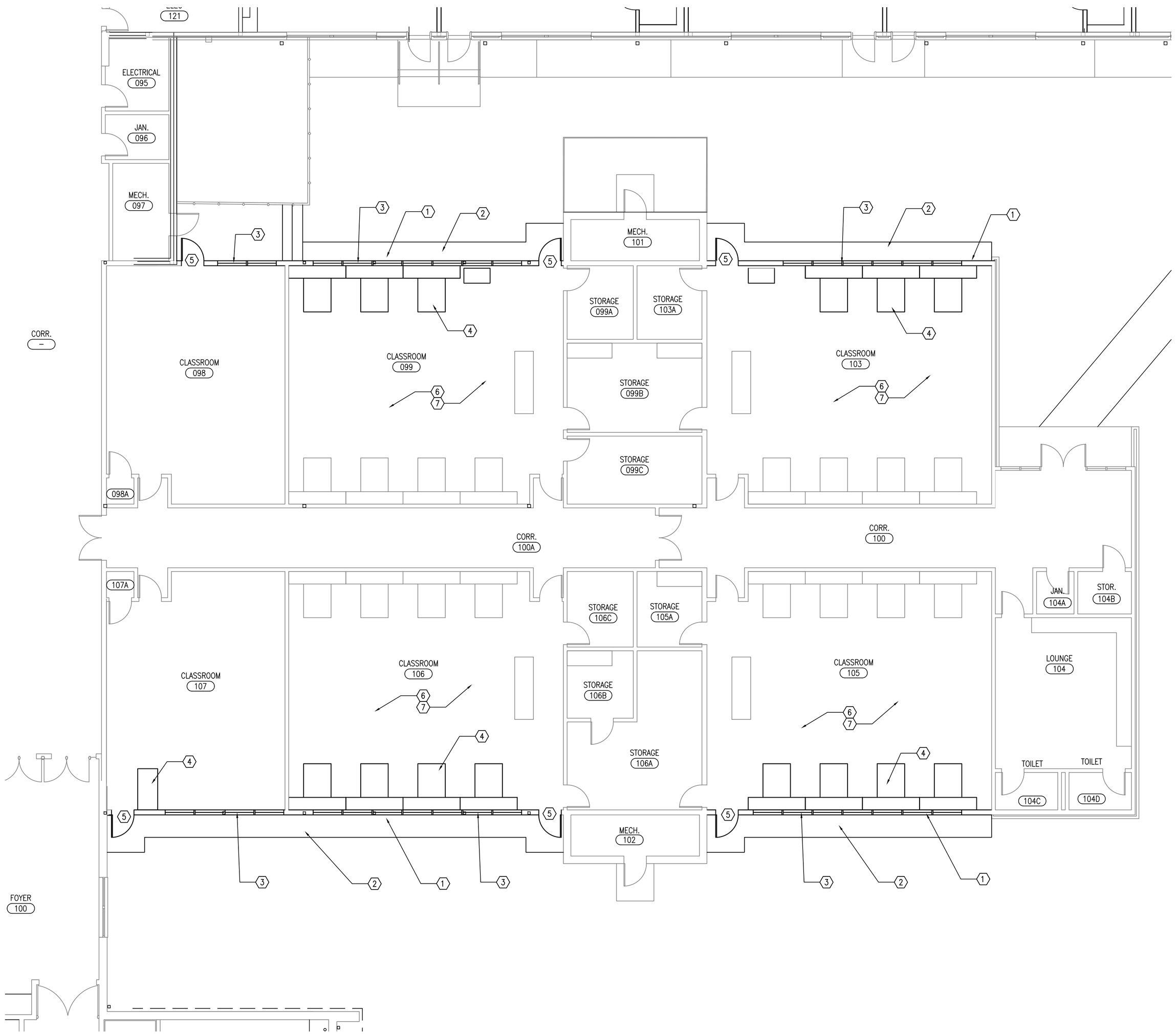

KEYNOTES:

1. PROVIDE NEW BRICK VENEER WALL WITH STEEL STUD BACKUP WITH ½" EXTERIOR GLASS MAT FACED GYPSUM BOARD WITH FLUID APPLIED MEMBRANE AIR BARRIER. INSULATE STUD CAVITY, PLASTER BASE AND VENEER PLASTER ON INTERIOR.
2. PROVIDE CONCRETE SIDEWALK/STEPS TO BUILDING. WIDTHS NOTED ON DIMENSION PLAN. REFER TO CIVIL DRAWINGS FOR TYPICAL DETAIL. SLOPE TO DRAIN AWAY FROM BUILDING.
3. PROVIDE NEW SLIDING, INSULATED, IMPACT RESISTANT ALUMINUM WINDOWS.
4. PROVIDE NEW CASEWORK, TYPICAL ALONG EXTERIOR WALL
5. PROVIDE NEW INSULATED, IMPACT RATED EXTERIOR DOOR
6. PROVIDE NEW FLOORING, BASE AND SUSPENDED ACOUSTICAL TILE CEILINGS
7. PROVIDE NEW LIGHTING

A1 FLOOR PLAN

SCALE: 1/8"=1'-0"

NORTH

DAG ARCHITECTS INC.
40 S. PALAFOX PLACE - STE 201
PENSACOLA, FL 32502
TELEPHONE: 850-429-9004 FAX: 850-429-9005
AA-C000745

OWNERSHIP OF INSTRUMENTS OF SERVICE
ALL REPORTS, PLANS, SPECIFICATIONS, COMPUTER FILES, FIELD DATA, NOTES AND OTHER DOCUMENTS AND INSTRUMENTS PREPARED BY THE CONSULTANT AS INSTRUMENTS OF SERVICE SHALL REMAIN THE PROPERTY OF THE CONSULTANT. THE CONSULTANT SHALL RETAIN ALL COMMON LAW, STATUTORY AND OTHER RESERVED RIGHTS, INCLUDING THE COPYRIGHT THERETO.

SCHEMATIC DESIGN (PHASE I)

Milton High School Energy Upgrades

5445 Stewart St.
Milton, FL 32570

Revision

Date:	No.	Description:
-	-	-
-	-	-
-	-	-
-	-	-
-	-	-
-	-	-
-	-	-
-	-	-
-	-	-

Drawn By: SJT
Checked By: OEG

Date: 9-14-17

Project No.: 17043

Drawing Title:
FLOOR PLAN

Drawing No.: A101