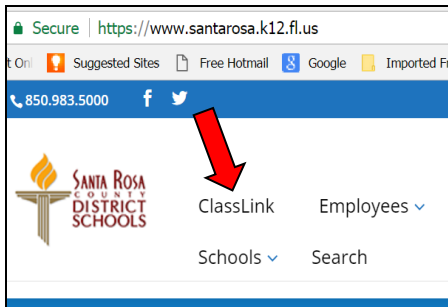


Accessing SharePoint via ClassLink

- ◆ Open the District Home Page via Google Chrome (type in Santa Rosa County District Schools and click open)

Click on ClassLink




&

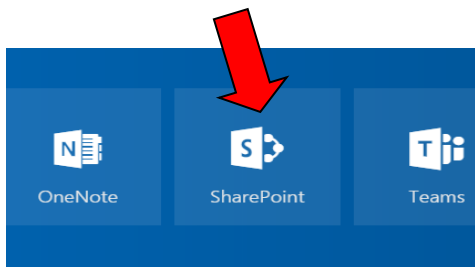
Sign In



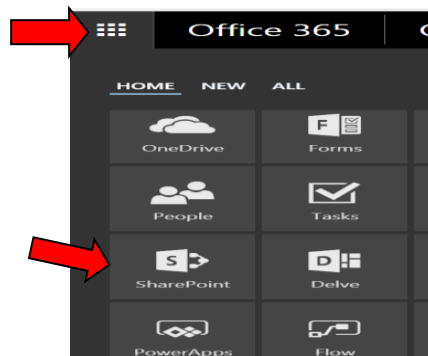
- ◆ Click to Open the Office 365 icon



- ◆ Click on SharePoint - Some screens require clicking the waffle icon to reach SharePoint



or



- ◆ Click on School Board and the document categories appear on the right hand side.

