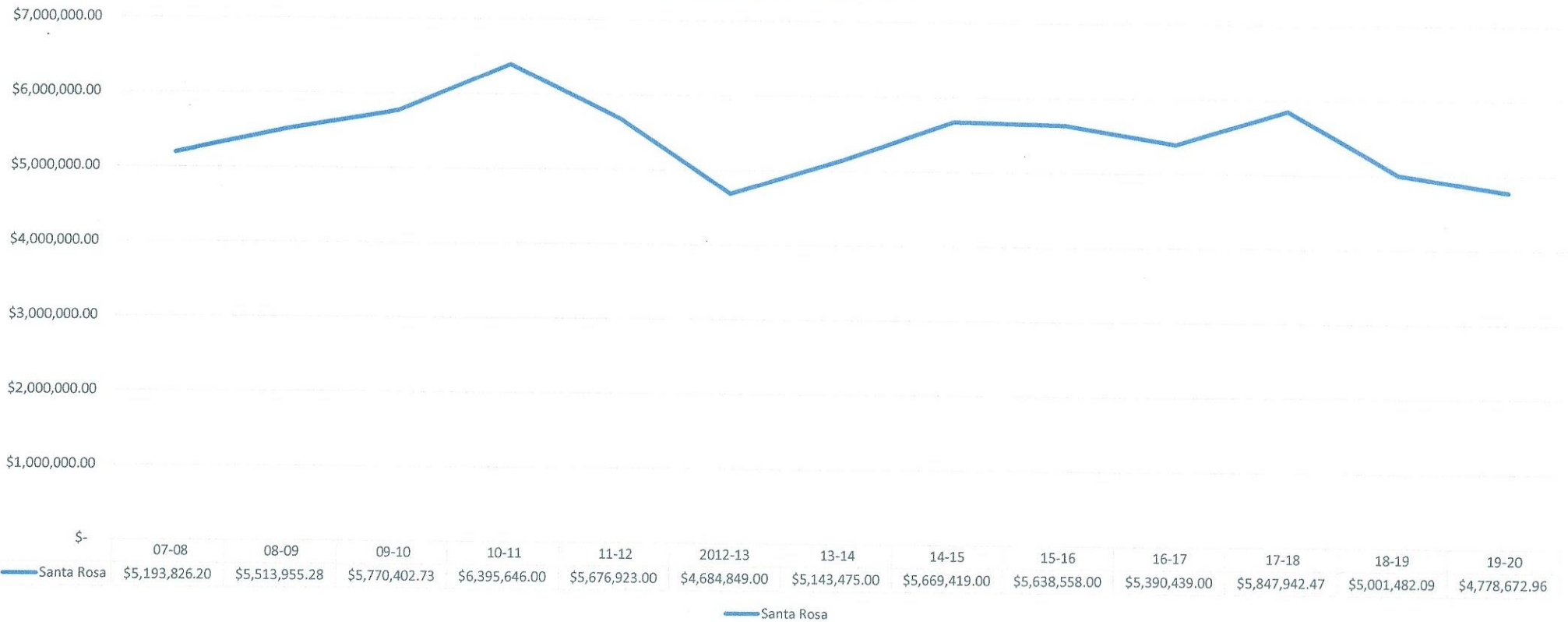


Department of Education Energy Usage Report

Santa Rosa Actual
Electrical Costs Per Year



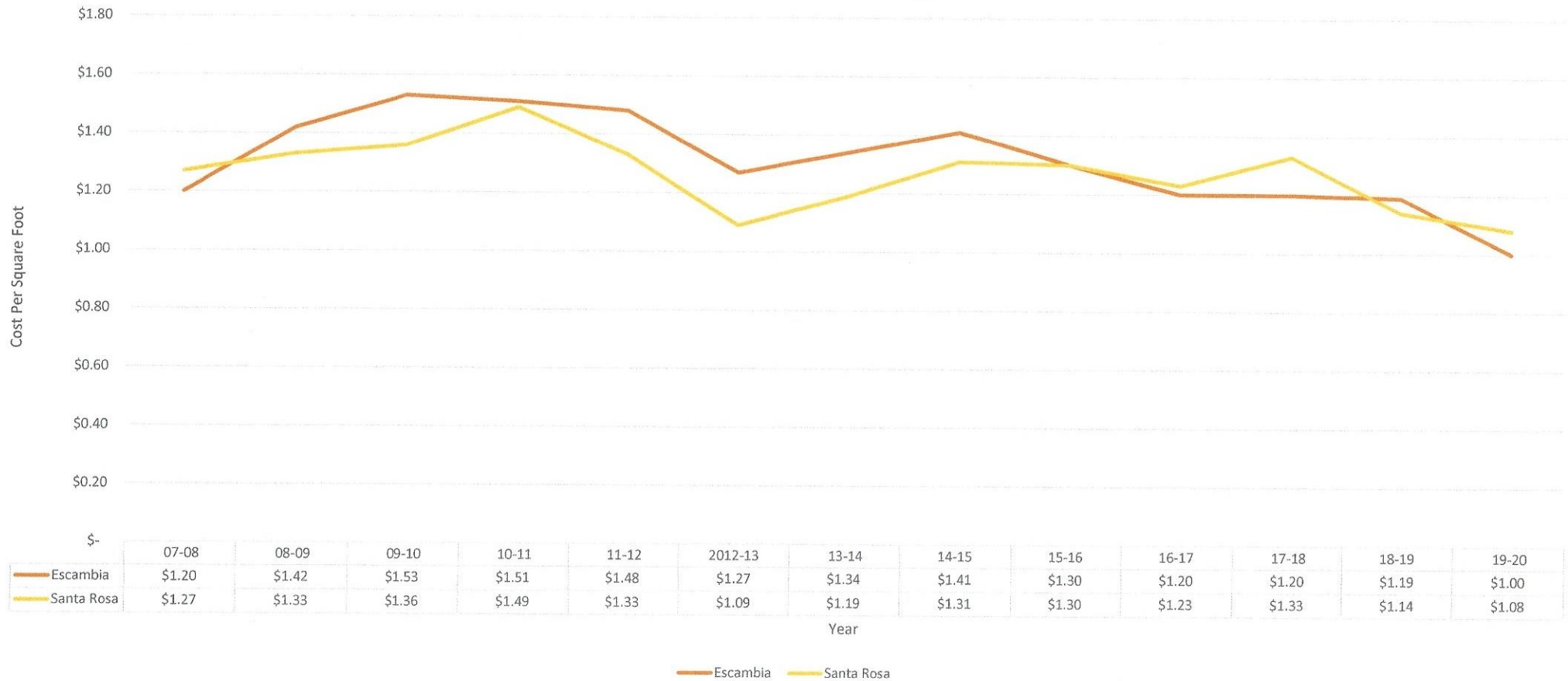
Department of Education Energy Usage Report

Electrical Costs Per Square Foot

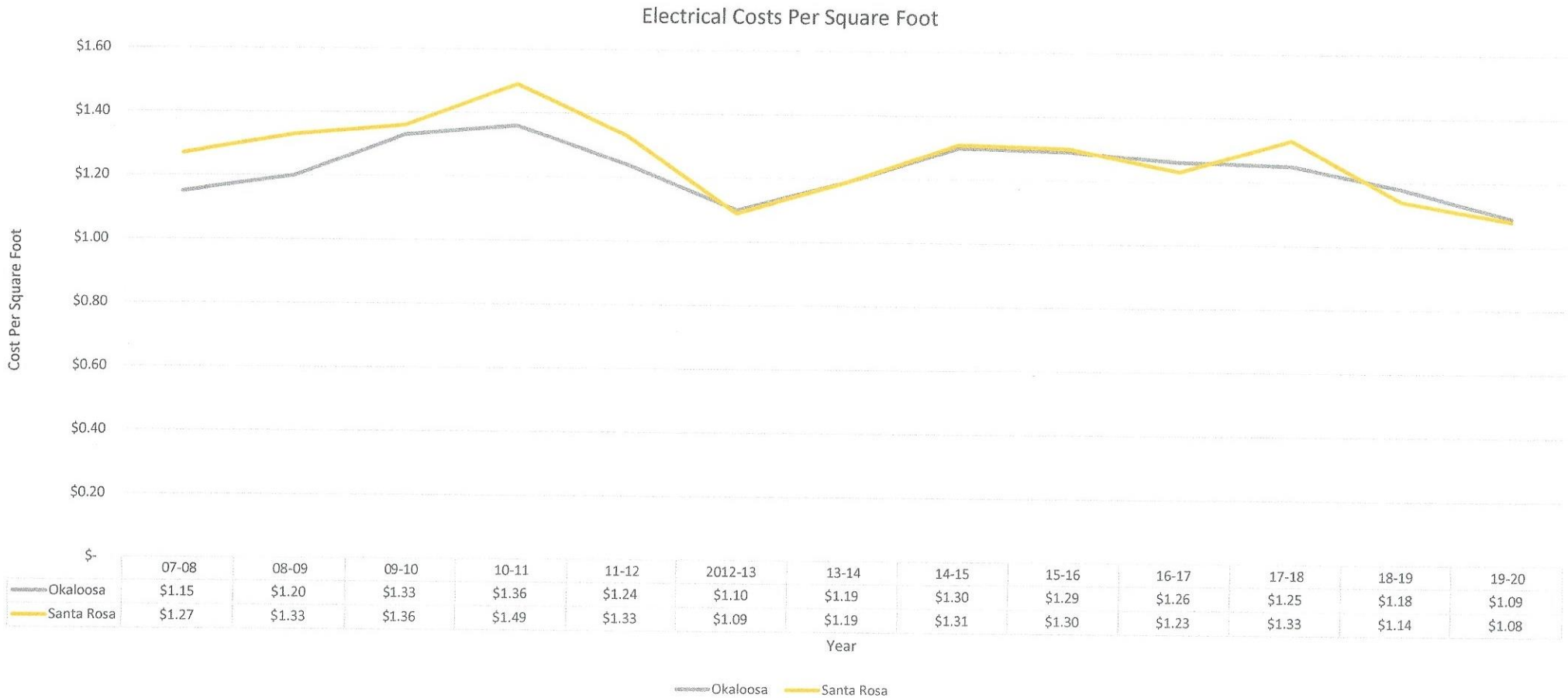


Department of Education Energy Usage Report

Electrical Costs Per Square Foot



Department of Education Energy Usage Report



Projected Yearly Costs

Santa Rosa Forecast
Based on 2008-2010 Actuals



	2008	2009	2010	2011	2012	2013	2014	2015	2016	2017	2018	2019	2020
Values	\$5,193,826.00	\$5,513,955.00	\$5,770,402.00										
Forecast			\$5,770,402.00	\$6,066,917.68	\$6,357,730.64	\$6,648,543.60	\$6,939,356.56	\$7,230,169.52	\$7,520,982.48	\$7,811,795.44	\$8,102,608.40	\$8,393,421.36	\$8,684,234.32
Lower Confidence Bound			\$5,770,402.00	\$6,030,180.36	\$6,320,272.96	\$6,609,518.86	\$6,897,695.50	\$7,184,697.83	\$7,470,529.75	\$7,755,266.61	\$8,039,014.19	\$8,321,880.63	\$8,603,962.76
Upper Confidence Bound			\$5,770,402.00	\$6,103,655.01	\$6,395,188.32	\$6,687,568.34	\$6,981,017.62	\$7,275,641.22	\$7,571,435.21	\$7,868,324.27	\$8,166,202.60	\$8,464,962.09	\$8,764,505.87