

## PART IV

### GENDER EQUITY IN ATHLETICS

District: Santa Rosa 0057

#### Athletic Compliance Verification Form

1. Sports and levels of competition effectively accommodate the interests and abilities of members of both sexes. [Section 1000.05(3)(d)(1), F.S.; Rule 6A-19.004(2), FAC; Title IX: 106.41(c)(1)]

☐

IN COMPLIANCE

☒

NOT IN COMPLIANCE

2. Equipment and supplies are provided equitably to female and male teams. [Section 1000.05(3)(d)(2), F.S.; Rule 6A-19.004(4), FAC; Title IX: 106.41(c)(2)]

☒

IN COMPLIANCE

☐

NOT IN COMPLIANCE

3. Scheduling of games and practice times provide equal opportunities. [Section 1000.05(3)(d)(3), F.S.; Rule 6A-19.004(5), FAC; Title IX: 106.41(c)(3)]

☒

IN COMPLIANCE

☐

NOT IN COMPLIANCE

4. Travel and Per Diem allowances are provided for athletes in an equitable manner. [Section 1000.05(3)(d)(4), F.S.; Rule 6A-19.004(6), FAC; Title IX: 106(c)(4)]

☒

IN COMPLIANCE

☐

NOT IN COMPLIANCE

5. Opportunities to receive coaching are provided in an equitable manner. [Section 1000.05(3)(d)(5), F.S.; Rule 6A-19.004(7), FAC; Title IX: 106.41(c)(5)]

☒

IN COMPLIANCE

☐

NOT IN COMPLIANCE

6. Locker rooms, practice facilities and competitive facilities are of comparable quality for male and female teams. [Section 1000.05(3)(d)(7), F.S.; Rule 6A-19.004(8), FAC; Title IX: 106.41(c)(7)]

☒

IN COMPLIANCE

☐

NOT IN COMPLIANCE

7. Medical and training facilities and services, including insurance, are provided in an equitable manner. [Section 1000.05(3)(d)(8), F.S.; Rule 6A-19.004(9), FAC; Title IX: 106.41(c)(8)]

☒

IN COMPLIANCE

☐

NOT IN COMPLIANCE

8. Publicity and promotion of male and female teams support equal opportunity. [Section 1000.05(3)(d)(10), F.S.; Rule 6A-19.004(10), FAC; Title IX: 106.41(c)(10)]

☒

IN COMPLIANCE

☐

NOT IN COMPLIANCE

9. Support services are equitable for male and female teams. [Rule 6A-19.004(11), FAC; Title IX: 106.41(a)]


☒

IN COMPLIANCE

☐

NOT IN COMPLIANCE

I hereby verify that the district is in compliance with the identified components of our athletics program, as required by Title IX and the Florida Educational Equity Act.

  
\_\_\_\_\_  
Signature, Superintendent

6/17/14  
\_\_\_\_\_  
Date

## 2013-14 MONITORING FORMS

**Component 1:** NOTE: OCR defines a participant as anyone who (1) participated in competition or (2) participated with the team and was eligible for competition but did not play. Participation is determined as of the date of the first competitive event for the sport.

School: <u>Navarre</u>	Number of Participants				Number of Participants		
Varsity Teams	Males	Females	Total	JV, Freshman, B-teams	Males	Females	Total
Baseball	20	0	20	Baseball	20	0	20
Basketball	13	15	28	Basketball	20	15	35
Cross Country	18	35	53	Cross Country	13	20	33
Flag Football/ Football	75	0	75	Flag Football/ Football	38	0	38
Golf	7	11	18	Golf	0	0	0
Soccer	20	22	42	Soccer	20	22	42
Softball	0	14	14	Softball	0	16	16
Swimming/Diving	19	21	40	Swimming/Diving	0	0	0
Tennis	9	10	19	Tennis	0	0	0
Track and Field	38	36	74	Track and Field	43	45	88
Volleyball	0	15	15	Volleyball	0	19	19
Wrestling	0	0	0	Wrestling	0	0	0
Weightlifting	14	28	42	Weightlifting	10	23	33
<b>Total Varsity Participants</b>	233	207	440	<b>Total JV Participants</b>	164	160	324
<b>% of Varsity Participants</b>	53%	47%	100%	<b>% of JV Participants</b>	50.6%	49.4%	100%
<b>Total Student Enrollment by Gender 2013-14</b>	967	926	1893	<b>Total Student Enrollment by Gender 2013-14</b>	967	926	1893
<b>% Student Enrollment by Gender 2013-14</b>	51%	49%	100%	<b>% Student Enrollment by Gender 2013-14</b>	51%	49%	100%

**This form must be submitted for each school. Be sure to fill-in the enrollment data. The total percentage of male and female student enrollment should equal 100%.**

# GENDER EQUITY IN ATHLETICS

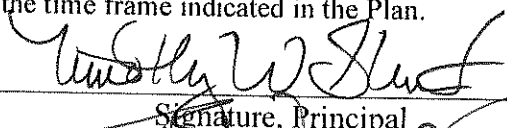
District: **Santa Rosa**


School Name: Navarre High School

## Gender Equity in Athletics Corrective Action Plan

(1) Gender Equity in Athletics Component	(2) Planned Actions To Address Deficiencies Found in Athletics	(3) Responsible Person(s) and Contact Information	(4) Timelines
<u>Component #1</u>  To increase female participation	The Athletic Director will continue to actively promote available athletic opportunities for female students prior to the fall, winter and spring seasons in an effort to recruit new participants.	Brian Noack-Principal Scott Murphy-Athletic Director (850)-936-6080	7/14-3/15
	The Athletic Director will continue to make visits to feeder middle schools during the spring registration each year to promote athletic opportunities for female students.		7/14-6/15
	Each school will continue to offer as many athletic opportunities for female students as viable with available participants. New female sports will be added if feasible.		7/14-6/15
	The Athletic Director will utilize Freshmen Orientation Day as a vehicle to promote female athletics.		8/14

We hereby verify that the above corrective action plan will be implemented to bring the institution into compliance within the time frame indicated in the Plan.

  
\_\_\_\_\_  
Signature, Principal

  
\_\_\_\_\_  
Signature, Superintendent

3/17/14  
Date

4/10/14  
Date

### 2013-14 MONITORING FORMS

**Component 1:** NOTE: OCR defines a participant as anyone who (1) participated in competition or (2) participated with the team and was eligible for competition but did not play. Participation is determined as of the date of the first competitive event for the sport.

School: <i>Gulf Breeze</i>	Number of Participants				Number of Participants		
Varsity Teams	Males	Females	Total	JV, Freshman, B-teams	Males	Females	Total
Baseball	15	0	15	Baseball	25	0	25
Basketball	11	11	22	Basketball	20	12	32
Cross Country	15	14	29	Cross Country	15	25	40
Flag Football/ Football	0	0	0	Flag Football/ Football	0	0	0
Golf	11	7	18	Golf	0	0	0
Soccer	22	22	44	Soccer	22	25	47
Softball	0	16	16	Softball	0	17	17
Swimming/Diving	17	20	37	Swimming/Diving	0	0	0
Tennis	10	7	17	Tennis	6	5	11
Track and Field	35	25	60	Track and Field	25	30	55
Volleyball	0	15	15	Volleyball	0	21	21
Wrestling	12	1	13	Wrestling	6	1	7
Weightlifting	25	40	65	Weightlifting	10	0	10
<b>Total Varsity Participants</b>	<b>173</b>	<b>178</b>	<b>351</b>	<b>Total JV Participants</b>	<b>129</b>	<b>136</b>	<b>265</b>
<b>% of Varsity Participants</b>	<b>49%</b>	<b>51%</b>	<b>100%</b>	<b>% of JV Participants</b>	<b>49%</b>	<b>51%</b>	<b>100%</b>
<b>Total Student Enrollment by Gender 2013-14</b>	<b>761</b>	<b>725</b>	<b>1,486</b>	<b>Total Student Enrollment by Gender 2013-14</b>	<b>761</b>	<b>725</b>	<b>1,486</b>
<b>% Student Enrollment by Gender 2013-14</b>	<b>51%</b>	<b>49%</b>	<b>100%</b>	<b>% Student Enrollment by Gender 2013-14</b>	<b>51%</b>	<b>49%</b>	<b>100%</b>

This form must be submitted for each school. Be sure to fill-in the enrollment data. The total percentage of male and female student enrollment should equal 100%.

## 2013-14 MONITORING FORMS

**Component I:** NOTE: OCR defines a participant as anyone who (1) participated in competition or (2) participated with the team and was eligible for competition but did not play. Participation is determined as of the date of the first competitive event for the sport.

School: <i>Central</i>	Number of Participants				Number of Participants		
Varsity Teams	Males	Females	Total	JV, Freshman, B-teams	Males	Females	Total
Baseball	12	0	12	Baseball	13	0	13
Basketball	9	8	17	Basketball	16	11	27
Cross Country	7	8	15	Cross Country	0	0	0
Flag Football/ Football	0	0	0	Flag Football/ Football	0	0	0
Golf	9	0	9	Golf	0	0	0
Soccer	0	0	0	Soccer	0	0	0
Softball	0	13	13	Softball	0	10	10
Swimming/Diving	0	0	0	Swimming/Diving	0	0	0
Tennis	0	0	0	Tennis	0	0	0
Track and Field	18	21	39	Track and Field	0	0	0
Volleyball	0	10	10	Volleyball	0	13	13
Wrestling	0	0	0	Wrestling	0	0	0
Weightlifting	0	0	0	Weightlifting	0	0	0
Total Varsity Participants	55	60	115	Total JV Participants	29	34	63
% of Varsity Participants	48	52	100%	% of JV Participants	46	54	100%
Total Student Enrollment by Gender 2013-14	180	157	337	Total Student Enrollment by Gender 2013-14	180	157	337
% Student Enrollment by Gender 2013-14	53	47	100%	% Student Enrollment by Gender 2013-14	53	47	100%

This form must be submitted for each school. Be sure to fill-in the enrollment data. The total percentage of male and female student enrollment should equal 100%.

**PART IV**  
**GENDER EQUITY IN ATHLETICS**

District: 57School Name: Central

**Gender Equity in Athletics Corrective Action Plan**

(1) Gender Equity in Athletics Component	(2) Planned Actions To Address Deficiencies Found in Athletics	(3) Responsible Person(s) and Contact Information	(4) Timelines

We hereby verify that the above corrective action plan will be implemented to bring the institution into compliance within the time frame indicated in the Plan.



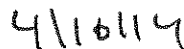
Signature, Principal



Signature, Superintendent



Date



Date

## 2013-14 MONITORING FORMS

**Component 1:** NOTE: OCR defines a participant as anyone who (1) participated in competition or (2) participated with the team and was eligible for competition but did not play. Participation is determined as of the date of the first competitive event for the sport.

School: <i>Jay</i>	Number of Participants				Number of Participants		
<i>Varsity Teams</i>	<i>Males</i>	<i>Females</i>	<i>Total</i>	<i>JV, Freshman, B-teams</i>	<i>Males</i>	<i>Females</i>	<i>Total</i>
Baseball	15		15	Baseball	12		12
Basketball	10	12	22	Basketball	17	14	31
Cross Country	7	10	17	Cross Country			
Flag Football/ Football	19		19	Flag Football/ Football	17		17
Golf				Golf			
Soccer				Soccer			
Softball		10	10	Softball		24	24
Swimming/Diving				Swimming/Diving			
Tennis	13	14	27	Tennis			
Track and Field	29	30	59	Track and Field			
Volleyball		12	12	Volleyball		14	14
Wrestling				Wrestling			
Weightlifting	20	15	35	Weightlifting			
Competitive Cheerleading		20					
<i>Total Varsity Participants</i>	113	123	236	<i>Total JV Participants</i>	46	52	98
<i>% of Varsity Participants</i>	48%	52%	100%	<i>% of JV Participants</i>	47%	53%	100%
<b>Total Student Enrollment by Gender 2013-14</b>	145	150	295	<b>Total Student Enrollment by Gender 2013-14</b>	65	78	143
<b>% Student Enrollment by Gender 2013-14</b>	49%	51%	100%	<b>% Student Enrollment by Gender 2013-14</b>	45%	55%	100%

**This form must be submitted for each school. Be sure to fill-in the enrollment data. The total percentage of male and female student enrollment should equal 100%.**



# **PART IV** **GENDER EQUITY IN ATHLETICS**

District: Santa Rosa

School Name: Jay High School

## **Gender Equity in Athletics Corrective Action Plan**

(1) Gender Equity in Athletics Component	(2) Planned Actions To Address Deficiencies Found in Athletics	(3) Responsible Person(s) and Contact Information	(4) Timelines
Component #1 The percentage of females and males participants in Varsity and JV sports is to equal the percentage of males and females attending school.	<b>The Athletic Director will continue to promote available opportunities for both male and female students prior to Fall, Winter and Spring seasons, in an effort to recruit new participants.</b>	Brad Marcilliat-Principal  Lance Youngblood-Athletic Director- 850-675-4507	7/14-7/15
	<b>The Athletic Director will continue to make visits to feeder schools during Spring Registration each year to promote opportunities for both male and female students</b>	Brad Marcilliat-Principal  Lance Youngblood-Athletic Director- 850-675-4507	7/14-7/15

--	--	--	--

We hereby verify that the above corrective action plan will be implemented to bring the institution into compliance within the time frame indicated in the Plan.

Brad Mauciliat  
Signature, Principal

3/4/2014  
Date

[Signature]  
Signature, Superintendent

4/11/14  
Date

## 2013-14 MONITORING FORMS

**Component 1:** NOTE: OCR defines a participant as anyone who (1) participated in competition or (2) participated with the team and was eligible for competition but did not play. Participation is determined as of the date of the first competitive event for the sport.

School: Pace High	Number of Participants				Number of Participants		
<i>Varsity Teams</i>	<i>Males</i>	<i>Females</i>	<i>Total</i>	<i>JV, Freshman, B-teams</i>	<i>Males</i>	<i>Females</i>	<i>Total</i>
Baseball	19	n/a	19	Baseball	33	n/a	33
Basketball	17	15	32	Basketball	28	26	54
Cross Country	32	26	58	Cross Country	n/a	n/a	n/a
Flag Football/ Football	56	n/a	56	Flag Football/ Football	102	n/a	102
Golf	13	5	18	Golf	n/a	n/a	n/a
Soccer	17	17	34	Soccer	12	14	26
Softball	n/a	16	16	Softball	n/a	34	34
Swimming/Diving	10	12	22	Swimming/Diving	n/a	n/a	n/a
Tennis	9	12	21	Tennis	n/a	n/a	n/a
Track and Field	79	88	167	Track and Field	n/a	n/a	n/a
Volleyball	n/a	10	10	Volleyball	n/a	22	22
Wrestling	30	n/a	30	Wrestling	n/a	n/a	n/a
Weightlifting	64	77	141	Weightlifting	n/a	n/a	n/a
<i>Total Varsity Participants</i>	346	278	624	<i>Total JV Participants</i>	175	96	271
<i>% of Varsity Participants</i>	55.4	44.6	100%	<i>% of JV Participants</i>	64.6	35.4	100%
<b>Total Student Enrollment by Gender 2013-14</b>	877	906	1783	<b>Total Student Enrollment by Gender 2013-14</b>	877	906	1783
<b>% Student Enrollment by Gender 2013-14</b>	49.2	50.8	100%	<b>% Student Enrollment by Gender 2013-14</b>	49.2	50.8	100%

**This form must be submitted for each school. Be sure to fill-in the enrollment data. The total percentage of male and female student enrollment should equal 100%.**

# **PART IV** **GENDER EQUITY IN ATHLETICS**


District: Santa Rosa County

School Name: Pace High School

## **Gender Equity in Athletics Corrective Action Plan**

(1) Gender Equity in Athletics Component	(2) Planned Actions To Address Deficiencies Found in Athletics	(3) Responsible Person(s) and Contact Information	(4) Timelines
Female Sports	<ol style="list-style-type: none"> <li>1. Pace High will institute a "no-cut" policy for all girls sports.</li> <li>2. Advertise female team organizational meetings via IRV, school signs, and/or school website.</li> <li>3. The athletic director will address all prospective female athletes at Freshman orientation.</li> <li>4. Continue recruitment through P.E. classes at the high school and both feeder middle schools.</li> <li>5. Recognize March as Girls Sport Month.</li> <li>6. PHS will encourage the Pensacola News-Journal to promote girls sports with a feature story/series.</li> </ol>	Athletic Director	2014-15

We hereby verify that the above corrective action plan will be implemented to bring the institution into compliance within the time frame indicated in the Plan.

  
Signature, Principal

  
Signature, Superintendent

4/16/14  
Date

4/10/14  
Date

## 2013-14 MONITORING FORMS

**Component 1:** NOTE: OCR defines a participant as anyone who (1) participated in competition or (2) participated with the team and was eligible for competition but did not play. Participation is determined as of the date of the first competitive event for the sport.

School: Milton High School	Number of Participants				Number of Participants		
Varsity Teams	Males	Females	Total	JV, Freshman, B-teams	Males	Females	Total
Baseball	15	0	15	Baseball	28	0	28
Basketball	15	12	27	Basketball	26	12	38
Cross Country	14	19	33	Cross Country	0	0	0
Flag Football/ Football	45	0	45	Flag Football/ Football	90	0	90
Golf	6	6	12	Golf	0	0	0
Soccer	19	18	37	Soccer	12	16	28
Softball	0	14	14	Softball	0	13	11
Swimming/Diving	12	14	26	Swimming/Diving	0	0	0
Tennis	14	10	24	Tennis	0	0	0
Track and Field	28	42	70	Track and Field	0	0	0
Volleyball	0	13	13	Volleyball	0	25	25
Wrestling	17	0	17	Wrestling	0	0	0
Weightlifting	26	63	89	Weightlifting	0	0	0
Total Varsity Participants	211	211	422	Total JV Participants	156	64	220
% of Varsity Participants	.50 50%	.50 50%	100%	% of JV Participants	.71 71%	.29 29%	100%
Total Student Enrollment by Gender 2013-14	863	848	1711	Total Student Enrollment by Gender 2013-14	863	848	1711
% Student Enrollment by Gender 2013-14	50.5	49.5	100%	% Student Enrollment by Gender 2013-14	50.5	49.5	100%

This form must be submitted for each school. Be sure to fill-in the enrollment data. The total percentage of male and female student enrollment should equal 100%.

# **PART IV** **GENDER EQUITY IN ATHLETICS**

District: Santa Rosa County

School Name: Milton High School

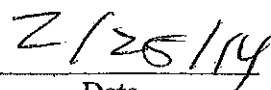
## **Gender Equity in Athletics Corrective Action Plan**

(1) Gender Equity in Athletics Component	(2) Planned Actions To Address Deficiencies Found in Athletics	(3) Responsible Person(s) and Contact Information	(4) Timelines
To increase female participation	<p><b>Continue to:</b></p> <ul style="list-style-type: none"> <li>• <b>Increase female participation in Girls Weightlifting by including our Cheerleaders on the weight team.</b></li> </ul> <p><b>Continue to:</b></p> <ul style="list-style-type: none"> <li>• <b>Increase female participation in swimming and tennis by offering a summer camp.</b></li> </ul> <p><b>Continue to:</b></p> <ul style="list-style-type: none"> <li>• <b>Increase summer school offerings for female minor sports.</b></li> <li>• <b>Add 9<sup>th</sup> grade teams in female only sports.</b></li> <li>• <b>Implement a JV Cross-Country meet for Cheerleaders- which will increase JV female participation</b></li> </ul>	<p>Michael Thorpe, Principal; <a href="mailto:thorpem@mail.santarosa.k12.fl.us">thorpem@mail.santarosa.k12.fl.us</a>  850.983.5600</p> <p>Murry Rutledge, A.D. <a href="mailto:rutledgem@mail.santarosa.k12.fl.us">rutledgem@mail.santarosa.k12.fl.us</a>  850.983.5600</p>	02.21.2015


We hereby verify that the above corrective action plan will be implemented to bring the institution into compliance within the time frame indicated in the Plan.



Signature, Principal



Date



Signature, Superintendent



Date